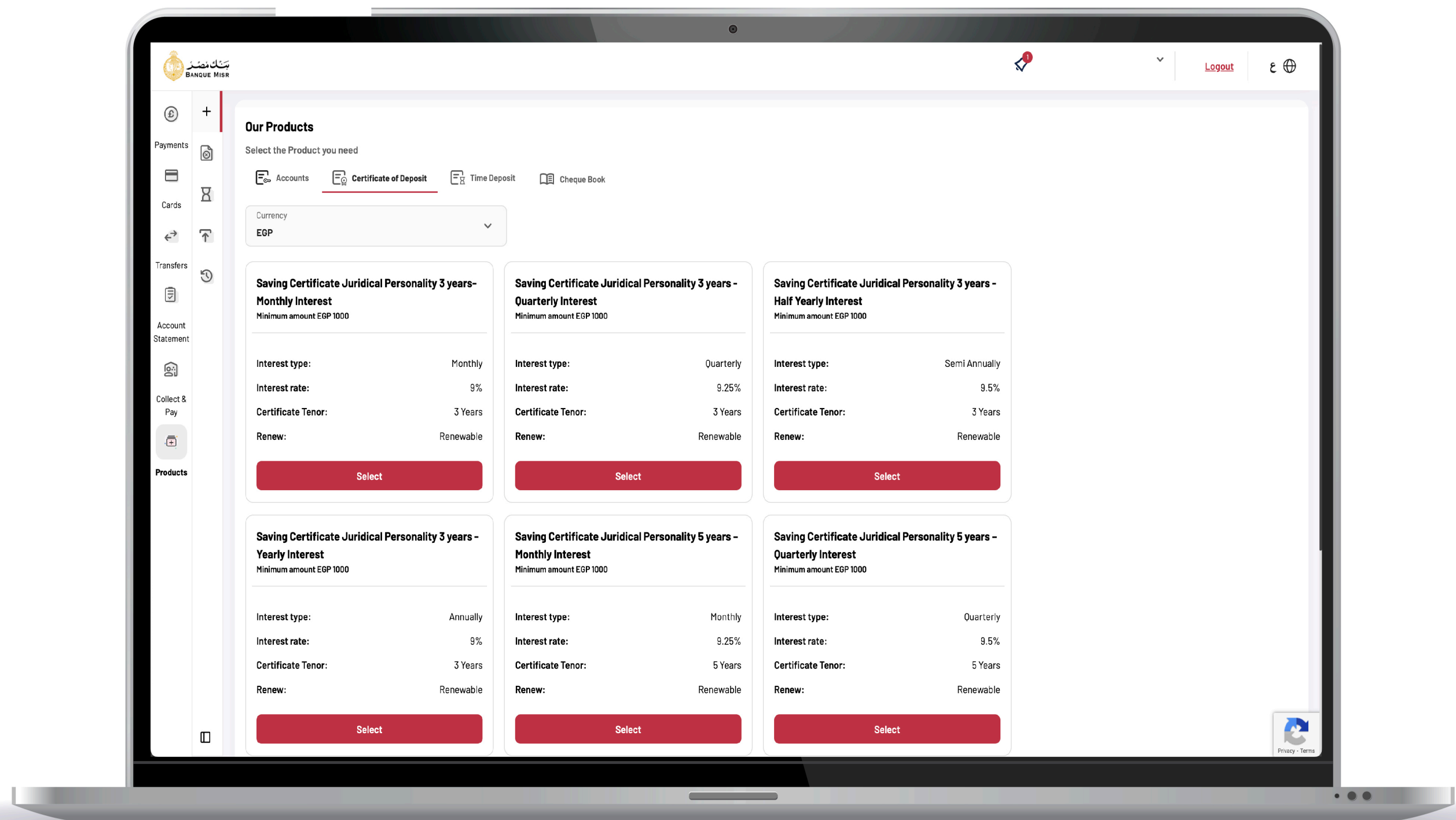


# Business is Faster and Easier with Banque Misr

## For the first time in Egypt, you can apply for various banking products anytime anywhere with BM Online Business



## Products

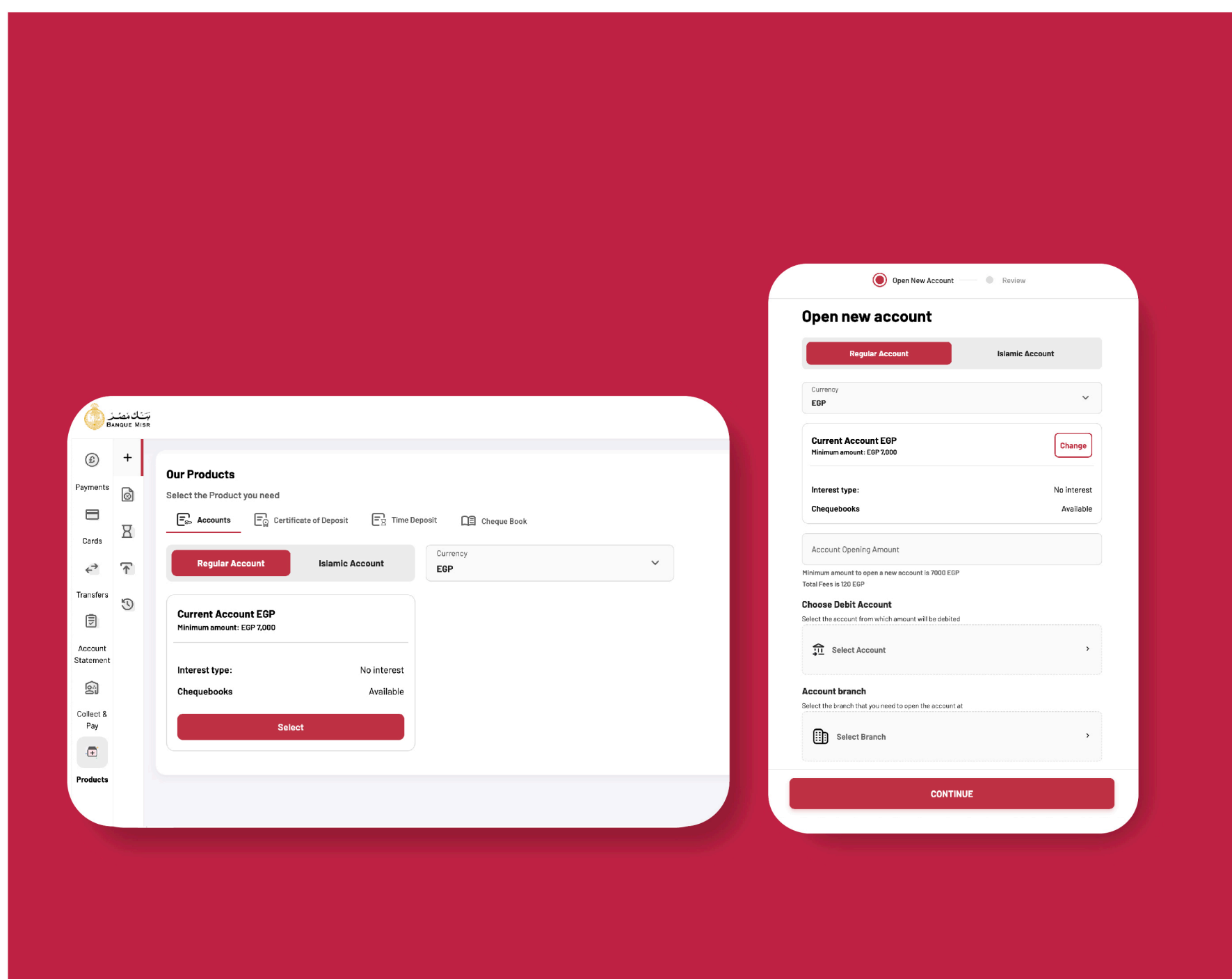
Apply Online for a Variety of Banking services that meets all your company's banking needs 24 hours a day, 7 days a week and public holidays.

## Accounts

Opening a business account

### Account Opening Steps:

- Choose the account type (Tantraditional /Islamic)
- Select the account currency
- Select Account Type that best suits your needs.
- Enter the deposit amount.
- Select the account from which you want to deduct the deposit amount.
- Choose your preferred Banque Misr branch.
- Review and Confirm all details before submitting your application.



## Certificates of Deposit

Create a new corporate certificate of deposit

### Steps to create a certificate:

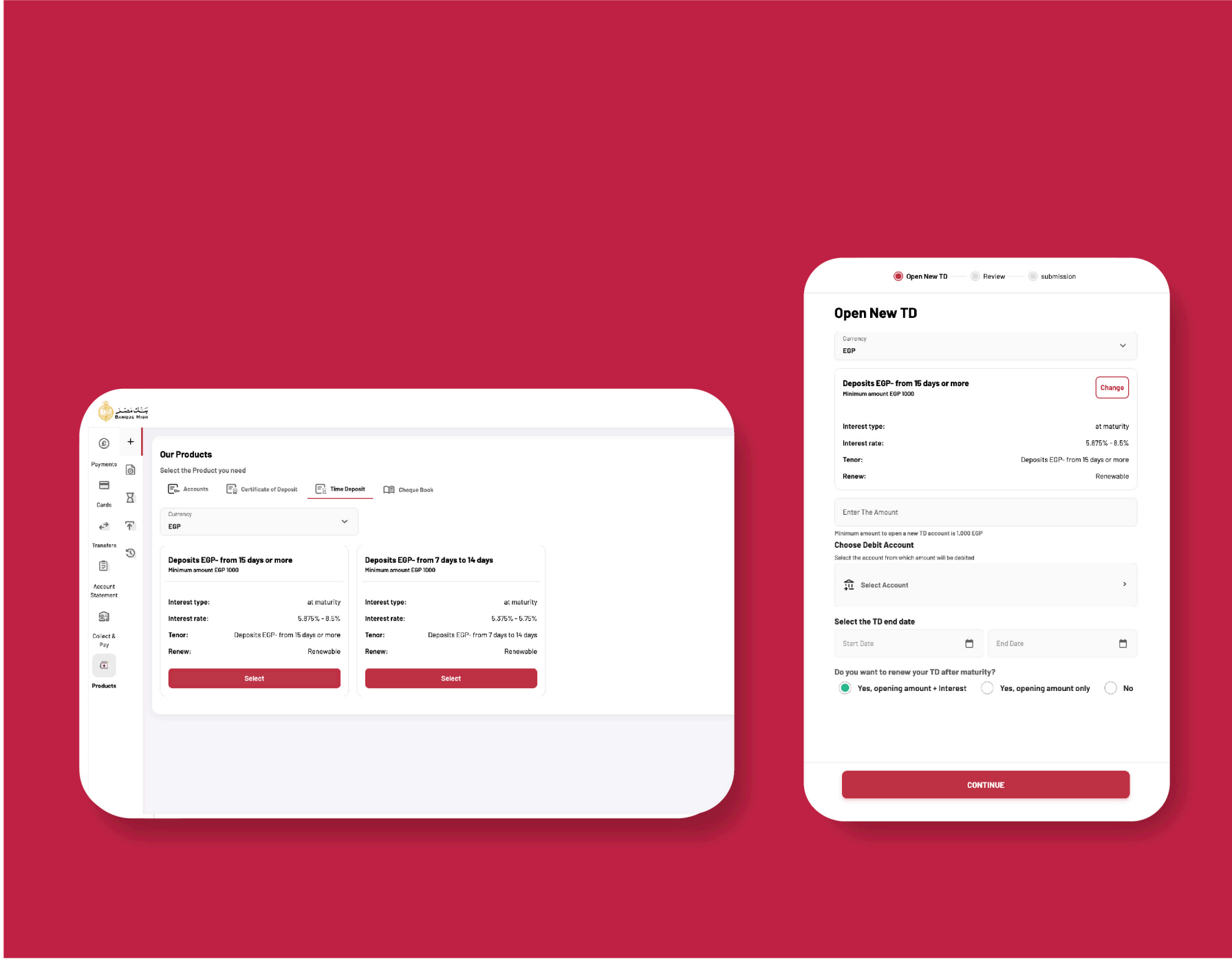
- View a list of available certificate types with details (interest rates, duration, and renewal options)
- Select the certificate currency
- Enter the certificate amount .
- Choose the account from which you want to deduct the certificate amount.
- You can add interest to the same account or choose different account to add interest to.
- Review and Confirm all details before submitting your application.

## Time Deposits

Open a new Time deposit

### Steps to open a Time deposit:

- A list of time deposit types will appear with details of each deposit (type, rate of return, term of the deposit, and possibility of renewal)
- Select the time deposit currency.
- Enter the time deposit amount.
- Choose the account from which you want to deduct the amount.
- Select the Start and End date of the time deposit.
- Select your favorite renewal option.
- Review and Confirm all details before submitting your application.



## Cheque book

Issuing a new check book for your company

### Issuing Cheque book steps:

- Choose the account to which checks are to be issued.
- Choose the number of papers required.
- Review and Confirm all details before submitting your application.

All transactions are secured using a security code before completing any transaction

A confirmation screen will appear to show that the transfer request has been successfully received

