



Function:

Loan Calculator

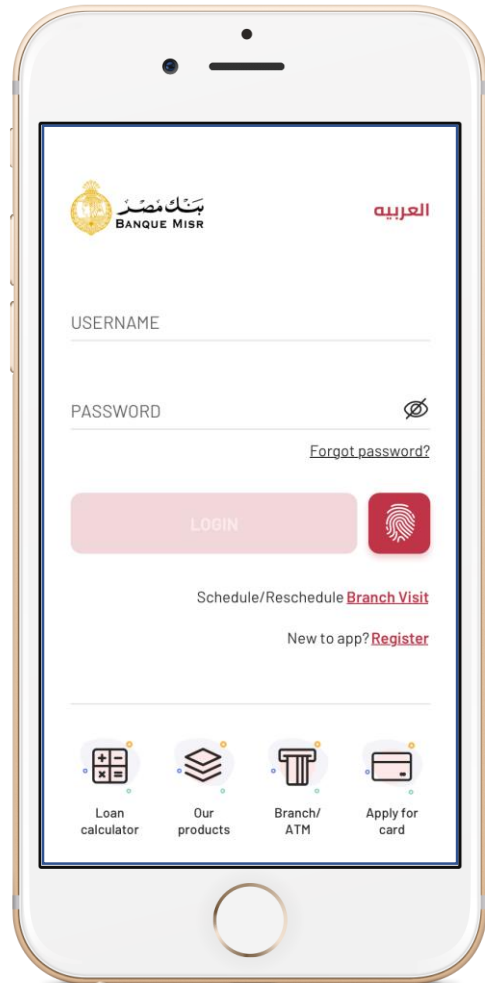
العودة الي الرئيسية

Start Now

ابدأ الان

Back to Home

← Back to Home



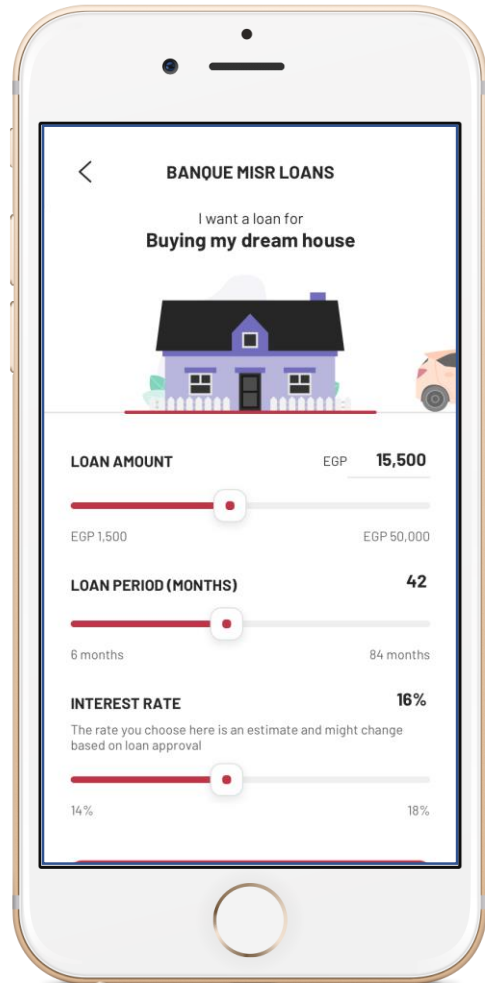
← || Step 1 || →

Function:

Loan Calculator

- 01 From the login screen, press **"Loan Calculator"**
- 02 Select the type of loan you would like to view by swiping left and right
- 03 Select loan value, loan tenure - in months - and the value of interest
- 04 Upon viewing your monthly payment, you may complete the transaction by pressing **"login to apply"**

← Back to Home



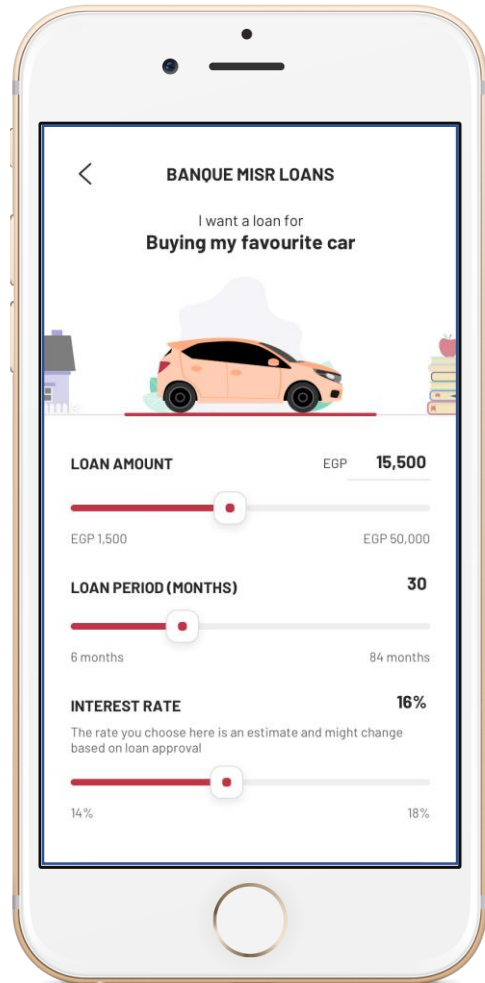
← || Step 2 || →

Function:

Loan Calculator

- 01 From the login screen, press **"Loan Calculator"**
- 02 Select the type of loan you would like to view by swiping left and right
- 03 Select loan value, loan tenure - in months - and the value of interest
- 04 Upon viewing your monthly payment, you may complete the transaction by pressing **"login to apply"**

← Back to Home



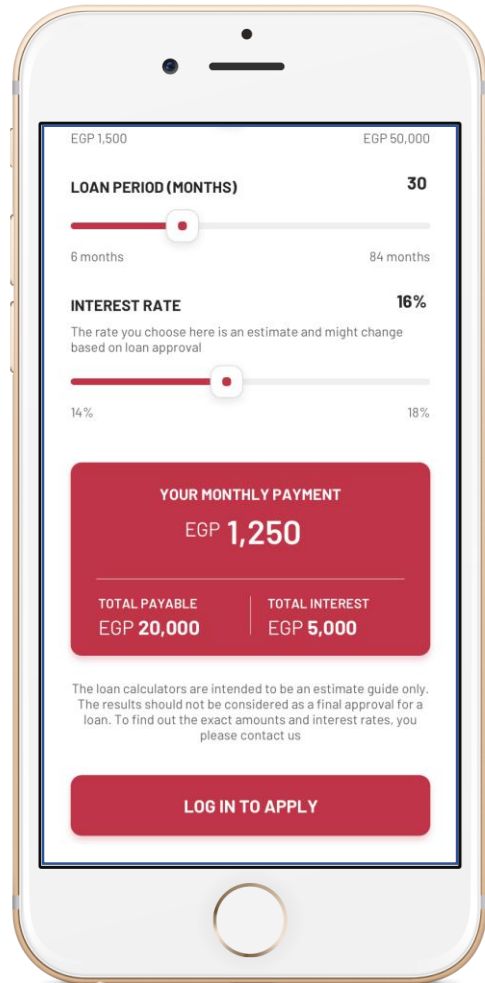
← Step 3 →

Function:

Loan Calculator

- 01 From the login screen, press **"Loan Calculator"**
- 02 Select the type of loan you would like to view by swiping left and right
- 03 Select loan value, loan tenure - in months - and the value of interest
- 04 Upon viewing your monthly payment, you may complete the transaction by pressing **"login to apply"**

← Back to Home



← || Step 4 || →

Function:

Loan Calculator

- 01 From the login screen, press **“Loan Calculator”**
- 02 Select the type of loan you would like to view by swiping left and right
- 03 Select loan value, loan tenure - in months - and the value of interest
- 04 Upon viewing your monthly payment, you may complete the transaction by pressing **“login to apply”**