



How To:

View Bank Products

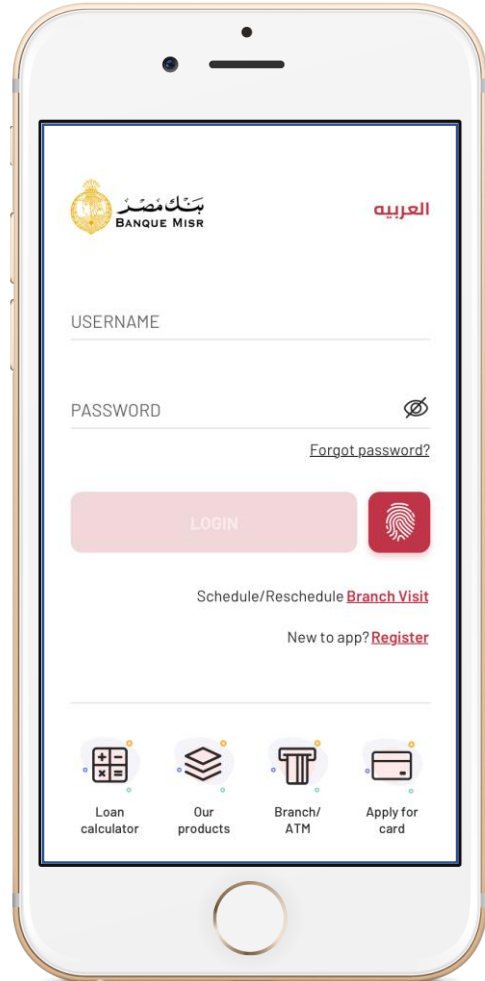
العودة الي الرئيسية

ابدأ الان

Start Now

Back to Home

← Back to Home

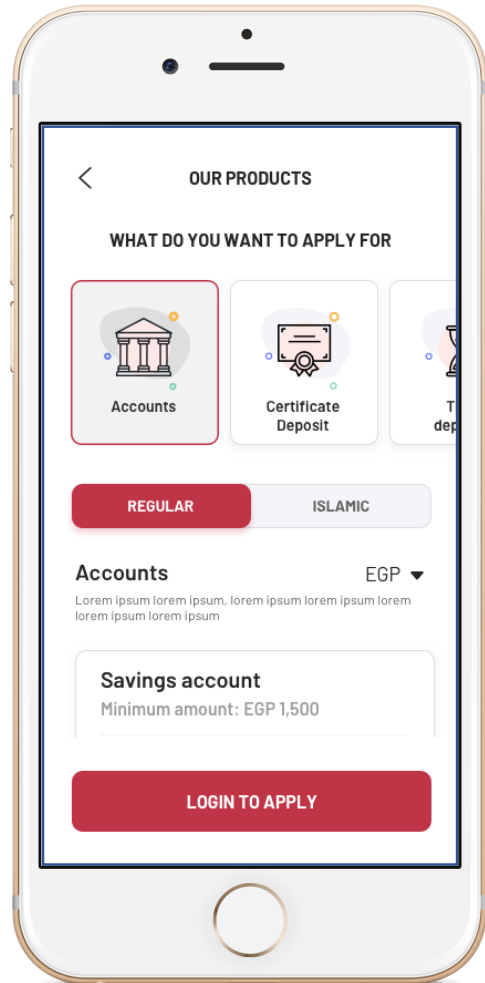


← || Step 1 || →

How To: **View Bank Products**

- 01 From the login screen, press **“View Bank Products”**
- 02 Select the type of product you wish to view, such as “accounts, savings certificates, deposits, etc.”
- 03 View the types of available products and upon selecting the required product, you may apply by pressing **“login to apply”**

← Back to Home



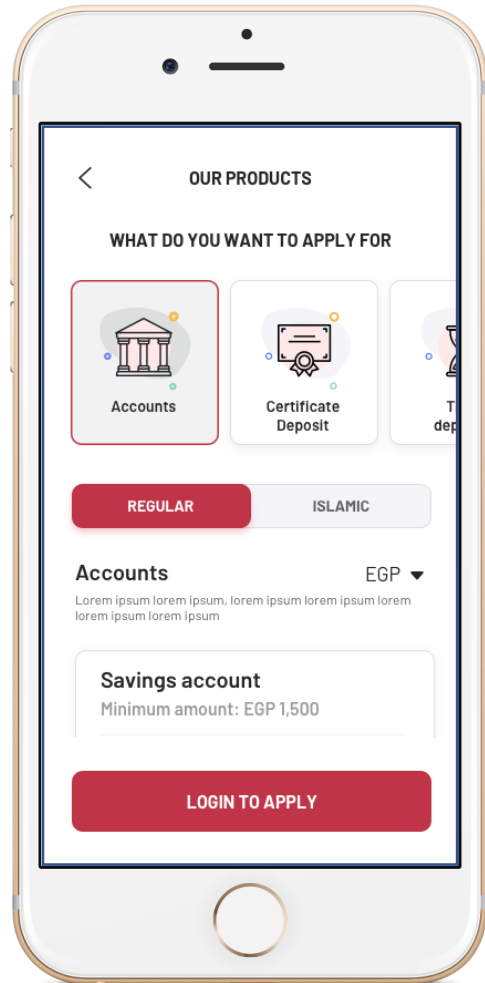
← || Step 2 || →

How To:

View Bank Products

- 01 From the login screen, press **“View Bank Products”**
- 02 Select the type of product you wish to view, such as “accounts, savings certificates, deposits, etc.”
- 03 View the types of available products and upon selecting the required product, you may apply by pressing **“login to apply”**

← Back to Home



← Step 3 →

How To:

View Bank Products

- 01 From the login screen, press **“View Bank Products”**
- 02 Select the type of product you wish to view, such as “accounts, savings certificates, deposits, etc.”
- 03 View the types of available products and upon selecting the required product, you may apply by pressing **“login to apply”**