



**Internet banking for business
user guide**

Fund transfer



Dashboard

Accounts ▶

Transactions ▶

General Services ▶

MORE ^

Message Center



☰ Main Menu

⬅ Transactions

Initiate Payments

Funds Transfer To Own Account

ACH Card Payment

BM Credit Card Payment

Funds Transfer To Third Party Account

Funds Transfer to Own Credit Card

Funds Transfer to Own Prepaid Card

ACH Payments

Swift Payments

Initiate payments

Funds transfer to Own account “ one time”

Transactions

Initiate Payments

Funds Transfer To Own Account

Funds Transfer To Own Account

1

Payment Details

2

Preview and Confirm

3

Summary

Set Payment Date & Frequency

* Indicates Mandatory Fields

Frequency Type* One Time

Transaction Date (dd/MM/yyyy)* 29/07/2019

Payment From Account

Pay From Account* Select

Payment To

My Accounts in BM* Select

Amount*

- 1. Exchange Rates in Arabic
- 2. Exchange Rates in English

Other Details

Remarks

Dear customer, kindly be noted that your transaction value date could be in the next working day as per the execution time , for more info call 19888.

RESET

SAVE

CONTINUE

Initiate payments

User Input:

- **Frequency Type:** Select the type of Frequency “one Time”
- **Transaction Date:** Enter the value date of the transaction. Default value is current date “future dated transaction up to 7 days only”.
- **Pay From Account:** select the debit Account. Balance will be displayed on selecting account number from dropdown.
- **Payment To “My Accounts in BM”:** List of own accounts will be displayed in case of Own Account Transfer.
- **Amount:** enter the transaction Amount.
- **Exchange Rate:** Exchange rate will be displayed for the selected transaction currency. Rate will be fetched online and displayed on clicking ‘Counter Rate’ button.
- **Remarks:** enter some remarks for the transaction done.
- **Reset:** Data entered gets lost and user needs to be fulfilled again.
- **Save:** The User can save an initiated transaction. The saved transactions will be visible in ‘View Incomplete Transactions’
- **Continue:** to complete the transaction.

Initiate payments



Payment Details



Preview and Confirm



Summary

Confirm the details before submission

General Transaction Details

Transaction Type: Self Transfer

Pay From Account:

Counterparty Type: My Accounts in Home Bank

Credit Account:

Amount: EGP 10,000.00

Frequency Type: One Time

Payment Date 30/07/2019
(dd/MM/yyyy):

Remarks: vvv

Network: Within Bank

Beneficiary Amount:

Amount & Frequency Details

Total Amount: EGP 10,000.00

Transaction Currency: EGP

Total Charge Amount: EGP 0.00

notes

To edit any field in the fund Transfer main screen

[BACK TO EDIT](#)

Additional Details

Authorization matrix

Rule ID	Authority	Follow Hierarchy
8405	1 Maker + 1 Cheker	Yes

Select Approver

Select User

LOOKUP

Remarks

Enter your credentials to confirm the transaction

Confirmation Details

Secure Token*

Once the transaction is submitted by the User, a Preview and Confirm page is displayed to the user with the Transaction Details

SUBMIT

Initiate payments

Funds transfer to Own account “recurring”

Transactions

Initiate Payments

Funds Transfer To Own Account

1

Payment Details

2

Review and Confirm

3

Summary

Set Payment Date & Frequency

* Indicates Mandatory Fields

Frequency Type* Recurring

Frequency Daily

Recurring Date (MM-dd-yyyy)* 07-30-2019

Number of Installments

End Date (MM-dd-yyyy)

Payment From Account

Pay From Account* Select

Payment To

My Accounts in BM* Select

Amount*

1. Exchange Rates in Arabic
2. Exchange Rates in English

Other Details

Remarks

Dear customer, kindly be noted that your transaction value date could be in the next working day as per the execution time , for more info call 19888.

RESET

SAVE

CONTINUE

Initiate payments

User input “Recurring”:

- **Frequency Type:** Select the type of Frequency “recurring”
 - ✓ Daily
 - ✓ Weekly
 - ✓ Bi-Weekly
 - ✓ Monthly
 - ✓ Quarterly
 - ✓ Half Yearly
 - ✓ Yearly
 - ✓ Every N Days (Field will be provided to enter days)
- value is **Transaction Date:** Enter the value date of the transaction. Default current date “future dated transaction up to 7 days only”.
- **Recurring Date:** the recurring date.
- **Number of Installments:** the number of installments
- **End Date:** the last date of the transaction.
- **Pay From Account:** select the debit Account. Balance will be displayed on selecting account number from dropdown.
- **Payment To “My Accounts in BM”:** List of own accounts will be displayed in case of Own Account Transfer.
- **Amount:** enter the transaction Amount.
- **Counter Rate:** Exchange rate will be displayed for the selected transaction currency. Rate will be fetched online and displayed on clicking ‘Counter Rate’ button.
- **Remarks:** enter some remarks for the transaction done.
- **Reset:** Data entered gets lost and user needs to be fulfilled again.
- **Save:** The User can save an initiated transaction. The saved transactions will be visible in ‘**View Incomplete Transactions**’
- **Continue:** to complete the transaction.

Initiate payments



Payment Details



Preview and Confirm



Summary

Confirm the details before submission

General Transaction Details

Transaction Type: Self Transfer	Pay From Account:
Counterparty Type: My Accounts in Home Bank	Credit Account:
Amount: EGP 1,000.00	Frequency Type: Recurring
Remarks:	Network: Within Bank
Beneficiary Amount:	

Amount & Frequency Details

Frequency: Daily	Recurring Date 31/07/2019 (dd/MM/yyyy):
Number of Installments: 30	Total Amount: EGP 1,000.00
End Date (dd/MM/yyyy):	Transaction Currency: EGP
Total Charge Amount: EGP 0.00	



[BACK TO EDIT](#)

Additional Details

To edit any field in the fund Transfer main screen

Rule ID	Authorization matrix Authority	Follow Hierarchy
8405	1 Maker + 1 Cheker	Yes

Select Approver

Select User

LOOKUP

Remarks

Enter your credentials to confirm the transaction

Confirmation Details

Secure Token*

Once the transaction is submitted by the User, a Preview and Confirm page is displayed to the user with the Transaction Details

SUBMIT

Initiate payments

✓ The transaction with reference ID is submitted successfully and is pending for corporate user approval. Ref. ID:



Payment Details



Preview and Confirm



Summary

Payment Details

General Transaction Details

Reference ID:

Pay From Account:

Credit Account:

Amount: EGP 1,000.00

Remarks:

Transaction Status: Entered

Beneficiary Amount:

Transaction Type: **Self Transfer**

Counterparty Type: My Accounts in Home Bank

Frequency Type: **Recurring**

Network: Within Bank

Amount & Frequency Details

Frequency: **Daily**

Number of Installments: **30**

End Date (dd/MM/yyyy):

Total Charge Amount: EGP 0.00

Next Authorizer: Cheker

Recurring Date: 30/07/2019
(dd/MM/yyyy):

Total Amount: **EGP 1,000.00**

Transaction Currency: EGP

Download:



Initiate payments

Funds transfer to third party account

Transactions

Initiate Payments

Funds Transfer To Third Party Account

Funds Transfer To Third Party Account

1

Payment Details

2

Preview and Confirm

3

Summary

Set Payment Date & Frequency

* Indicates Mandatory Fields

Frequency Type* One Time

Transaction Date (dd/MM/yyyy)* 31/07/2019

Payment From Account

Pay From Account* Select

Payment To

Personal Payees* Select

Amount*

- 1. Exchange Rates in Arabic
- 2. Exchange Rates in English

Other Details

Remarks

Dear customer, kindly be noted that your transaction value date could be in the next working day as per the execution time , for more info call 19888.

RESET

SAVE

CONTINUE

Initiate payments

User Input:

- **Frequency Type:** Select the type of Frequency “one Time”
- **Transaction Date:** Enter the value date of the transaction. Default value is current date “future dated transaction up to 7 days only”.
- **Pay From Account:** select the debit Account. Balance will be displayed on selecting account number from dropdown.
- **Payment To “counterparty accounts”:** List of registered beneficiaries for within bank accounts will be displayed.
- **Amount:** enter the transaction Amount.
- **Counter Rate:** Exchange rate will be displayed for the selected transaction currency. Rate will be fetched online and displayed on clicking ‘Counter Rate’ button.
- **Remarks:** enter some Notes for the transaction done.
- **Reset:** Data entered gets lost and user needs to be fulfilled again.
- **Save:** The User can save an initiated transaction. The saved transactions will be visible in ‘View Incomplete Transactions’
- **Continue:** to complete the transaction.

Initiate payments



Payment Details



Preview and Confirm



Summary

Confirm the details before submission

General Transaction Details

Transaction Type: Third Party Transfer

Counterparty Type: Personal Payees

Amount: EGP 1,000.00

Payment Date 31/07/2019
(dd/MM/yyyy):

Remarks:

Beneficiary Amount:

Pay From Account:

Credit Account:

Frequency Type: One Time

Network: Within Bank

Amount & Frequency Details

Total Amount: EGP 1,000.00

Total Charge Amount: EGP 0.00

Transaction Currency: EGP

note

To edit any field in the fund Transfer main screen

BACK TO EDIT

Additional Details

Authorization matrix

Rule ID	Authority	Follow Hierarchy
8405	1 Maker + 1 Cheker	Yes

Select Approver

Select User _____

LOOKUP

Remarks _____

Enter your credentials to confirm the transaction

Confirmation Details

Secure Token* _____

Once the transaction is submitted by the User, a Preview and Confirm page is displayed to the user with the Transaction Details

SUBMIT

Initiate payments

Funds transfer third party “recurring”

Funds Transfer To Third Party Account

1

Payment Details

2

Preview and Confirm

3

Summary

Set Payment Date & Frequency

* Indicates Mandatory Fields

Frequency Type* Recurring

Frequency Daily

Recurring Date (dd/MM/yyyy)* 31/07/2019

Number of Installments

End Date (dd/MM/yyyy)

Payment From Account

Pay From Account* Select

Payment To

Personal Payees* Select

Amount*

- 1. Exchange Rates in Arabic
- 2. Exchange Rates in English

Other Details

Remarks

Dear customer, kindly be noted that your transaction value date could be in the next working day as per the execution time , for more info call 19888.

RESET

SAVE

CONTINUE

Initiate payments

User input “Recurring”:

- **Frequency Type:** Select the type of Frequency “recurring”
 - ✓ Daily
 - ✓ Weekly
 - ✓ Bi-Weekly
 - ✓ Monthly
 - ✓ Quarterly
 - ✓ Half Yearly
 - ✓ Yearly
 - ✓ Every N Days (Field will be provided to enter days)
- **Transaction Date:** Enter the value date of the transaction. Default value is current date “future dated transaction up to 7 days only”.
- **Recurring Date:** the recurring date.
- **Number of Installments:** the number of installments
- **End Date:** the last date of the transaction.
- **Pay From Account:** select the debit Account. Balance will be displayed on selecting account number from dropdown.
- **Payment To “counterparty accounts”:** List of registered beneficiaries for within bank accounts will be displayed.
- **Amount:** enter the transaction Amount.
- **Counter Rate:** Exchange rate will be displayed for the selected transaction currency. Rate will be fetched online and displayed on clicking ‘Counter Rate’ button.
- **Remarks:** enter some remarks for the transaction done.
- **Reset:** Data entered gets lost and user needs to be fulfilled again
- **Save:** The User can save an initiated transaction. The saved transactions will be visible in ‘**View Incomplete Transactions**’
- **Continue:** to complete the transaction.

Initiate payments



Payment Details

2

Preview and Confirm

3

Summary

Confirm the details before submission

General Transaction Details

Transaction Type: Third Party Transfer

Counterparty Type: Personal Payees

Amount: EGP 1,000.00

Remarks: 1

Beneficiary Amount:

Pay From Account:

Credit Account:

Frequency Type: Recurring

Network: Within Bank

Amount & Frequency Details

Frequency: Daily

Number of Installments: 10

End Date (dd/MM/yyyy):

Total Charge Amount: EGP 0.00

Recurring Date 05/08/2019
(dd/MM/yyyy):

Total Amount: EGP 1,000.00

Transaction Currency: EGP

note

To edit any field in the fund Transfer main screen

BACK TO EDIT

Enter your credentials to confirm the transaction

Confirmation Details

Secure Token*

Once the transaction is submitted by the User, a Preview and Confirm page is displayed to the user with the Transaction Details

SUBMIT

Initiate payments

✓ The transaction with reference ID is submitted successfully and is pending for corporate user approval. Ref. ID:



Payment Details



Preview and Confirm



Summary

Payment Details

General Transaction Details

Reference ID: ✓
Pay From Account: ✓
Credit Account: **bn**
Amount: **EGP 1,000.00**
Remarks: **1**
Transaction Status: **Entered**
Beneficiary Amount:

Transaction Type: **Third Party Transfer**
Counterparty Type: **Personal Payees**
Frequency Type: **Recurring**
Network: **Within Bank**

Amount & Frequency Details

Frequency: **Daily**
Number of Installments: **10**
End Date (dd/MM/yyyy):
Total Charge Amount: **EGP 0.00**
Next Authorizer: **Approval**

Recurring Date **05/08/2019**
(dd/MM/yyyy):
Total Amount: **EGP 1,000.00**
Transaction Currency: **EGP**

Download:



Initiate payments

Funds transfer to own credit card

Transactions

Initiate Payments

Funds Transfer to Own Credit Card

Funds Transfer to My Card

1

Payment Details

2

Preview and Confirm

3

Summary

Set Payment Date

* Indicates Mandatory Fields

Transaction Date (dd/MM/yyyy)* 31/07/2019

Payment From Account

Pay From Account*

Payment To

Card Number*

LOOKUP

Amount*

- 1. Exchange Rates in Arabic
- 2. Exchange Rates in English

Other Details

Remarks

Dear customer, kindly be noted that your transaction value date could be in the next working day as per the execution time , for more info call 19888.

RESET

CONTINUE

- **Pay From Account:** select the debit Account. Balance will be displayed on selecting account number from dropdown.
- **Card number:** select the credit card. from dropdown menu.
- **amount:** enter the amount of the transaction.
- **Continue:** to complete the transaction.

Initiate payments

Funds transfer to own prepaid card

Transactions

Initiate Payments

Funds Transfer to Own Prepaid Card

Funds Transfer to My Card

1

Payment Details

2

Preview and Confirm

3

Summary

Set Payment Date

* Indicates Mandatory Fields

Transaction Date (dd/MM/yyyy)* 31/07/2019

Payment From Account

Pay From Account*

Payment To

Card Number*

LOOKUP

Amount*

- 1. Exchange Rates in Arabic
- 2. Exchange Rates in English

Other Details

Remarks



Dear customer, kindly be noted that your transaction value date could be in the next working day as per the execution time , for more info call 19888.

RESET

CONTINUE

- **Pay From Account:** select the debit Account. Balance will be displayed on selecting account number from dropdown.
- **Card number:** select the credit card. from dropdown menu.
- **amount:** enter the amount of the transaction.
- **Continue:** to complete the transaction

Initiate payments

 The transaction with reference ID is processed successfully. Ref. ID: |
 



Payment Details



Preview and Confirm



Summary

Payment Details

General Transaction Details

Reference ID:

Pay From Account:

Beneficiary NickName

Amount: EGP 1,000.00

Payment Date 23/03/2020
(dd/MM/yyyy):

Transaction Remarks :

Transaction Status: Success

Transaction Purpose: Bill

Commission/Charge Our
Indicator:

Beneficiary Amount: EGP 1,000.00

Transaction Type: ACH Payment

Counterparty Type: Personal Payees

Frequency Type: One Time

External Reference
Number:

Book Date:

NLS Account Entity Ref
Number:

Amount & Frequency Details

Total Amount: EGP 1,000.00

Transaction Currency: EGP

Download:



SEND MAIL



Initiate payments

ACH Payments “one Time”

Set Payment Date & Frequency

* Indicates Mandatory Fields

Frequency Type* One Time

Transaction Date (dd/MM/yyyy)* 23/03/2020

Payment From Account

Pay From Account* Select

Payment To

Personal Payees* Select

Amount* EGP

[CHECK COUNTER RATE](#)

1. Exchange Rates in Arabic
2. Exchange Rates in English

Other Details

Transaction Purpose* Select

Commission/Charge Indicator* Select

RESET

SAVE

CONTINUE

Initiate payments

User Input:

- **Frequency Type:** Select the type of Frequency “one Time”
- **Transaction Date:** Enter the value date of the transaction. Default value is current date “future dated transaction up to 7 days only”.
- **Pay From Account:** select the debit Account. Balance will be displayed on selecting account number from dropdown.
- **Payment To “Beneficiary accounts”:** List of registered beneficiaries for **ACH** accounts will be displayed.
- **Amount:** enter the transaction Amount.
- **Counter Rate:** Exchange rate will be displayed for the selected transaction currency. Rate will be fetched online and displayed on clicking ‘Counter Rate’ button.
- **Transaction Purpose:** the user chooses the purpose of the transfer from the list.
- **Commission – Charge indicator:** The user decides who will bear the commission “Our or Beneficiary commission”
- **Remarks:** enter some Notes for the transaction done.
- **Reset:** Data entered gets lost and user needs to be fulfilled again.
- **Save:** The User can save an initiated transaction. The saved transactions will be visible in ‘View Incomplete Transactions’
- **Continue:** to complete the transaction.

Initiate payments

Confirm the details before submission

General Transaction Details

Transaction Type: ACH Payment	Pay From Account:
Counterparty Type: Personal Payees	Beneficiary NickName
Amount: EGP 1,000.00	Frequency Type: One Time
Payment Date 23/03/2020 (dd/MM/yyyy):	
Transaction Remarks :	
Beneficiary Amount: EGP 1,000.00	Transaction Purpose: Bill
Commission/Charge Our Indicator:	

Amount & Frequency Details

Total Amount: EGP 1,000.00
Transaction Currency: EGP

note

To edit any field in the fund Transfer main screen

BACK TO EDIT

Additional Details

Remarks if any to be added by User

Enter your credentials to confirm the transaction

Confirmation Details:

Secure Token* Enter The OTP number

BACK

SUBMIT

Initiate payments

ACH Payments “recurring”

Set Payment Date & Frequency

* Indicates Mandatory Fields

Frequency Type* Recurring ▼

Frequency Daily ▼

Recurring Date (dd/MM/yyyy)* 23/03/2020 

Number of Installments _____

End Date (dd/MM/yyyy) 

Payment From Account

Pay From Account* Select ▼

Payment To

Personal Payees* Select ▼

Amount* EGP _____

[CHECK COUNTER RATE](#)

1. Exchange Rates in Arabic
2. Exchange Rates in English

Other Details

Transaction Purpose* Select ▼

Commission/Charge Indicator* Select ▼

Initiate payments

User input “Recurring”:

- **Frequency Type:** Select the type of Frequency “recurring”
 - Daily - Weekly - Bi-Weekly - Monthly - Quarterly
 - Half Yearly - Yearly - Every N Days (Field will be provided to enter days)
- **Transaction Date:** Enter the value date of the transaction. Default value is current date “future dated transaction up to 7 days only”.
- **Recurring Date:** the recurring date.
- **Number of Installments:** the number of installments
- **End Date:** the last date of the transaction.
- **Pay From Account:** select the debit Account. Balance will be displayed on selecting account number from dropdown.
- **Payment To “Beneficiary accounts”:** List of registered beneficiaries for **ACH** accounts will be displayed.
- **Amount:** enter the transaction Amount.
- **Counter Rate:** Exchange rate will be displayed for the selected transaction currency. Rate will be fetched online and displayed on clicking ‘Counter Rate’ button.
- **Transaction Purpose:** the user chooses the purpose of the transfer from the list.
- **Commission – Charge indicator:** The user decides who will bear the commission “Our or Beneficiary commission”
- **Remarks:** enter some remarks for the transaction done.
- **Reset:** Data entered gets lost and user needs to be fulfilled again
- **Save:** The User can save an initiated transaction. The saved transactions will be visible in ‘**View Incomplete Transactions**’
- **Continue:** to complete the transaction.

Initiate payments



Payment Details



Preview and Confirm



Summary

Confirm the details before submission

General Transaction Details

Transaction Type: ACH Payment

Counterparty Type: Personal Payees

Amount: EGP 100.00

Transaction Purpose: Accommodation Expenses

Commission/Charge Deduct from Beneficiary
Indicator:

Pay From Account:

Beneficiary NickName

Frequency Type: Recurring

Amount & Frequency Details

Frequency: Daily

Number of Installments: 10

End Date (dd/MM/yyyy):

Transaction Currency: EGP

Recurring Date 09/04/2020
(dd/MM/yyyy):

Total Amount: EGP 100.00

Enter your credentials to confirm the transaction

Confirmation Details

Secure Token*

Enter The OTP number

BACK

SUBMIT

Initiate payments



The transaction with reference ID is submitted successfully and is pending for processing. Ref. ID:



Payment Details



Preview and Confirm

3

Summary

Payment Details

General Transaction Details

Reference ID:

Pay From Account:

Beneficiary NickName

Amount: EGP 100.00

Transaction Remarks :

Transaction Status: Failure

Transaction Purpose: Central Bank Payment

Commission/Charge Indicator: Beneficiary Commission

Beneficiary Amount: EGP 100.00

Transaction Type: ACH Payment

Counterparty Type: Personal Payees

Frequency Type: Recurring

Book Date:

NLS Account Entity Ref Number:

Frequency: Daily

Number of Installments: 5

End Date (dd/MM/yyyy):

Transaction Currency: EGP

Recurring Date (dd/MM/yyyy): 23/03/2020

Total Amount: EGP 100.00

Download:



SEND MAIL



Initiate payments


ACH Card Payment

1
 Payment Details

2
 Preview and Confirm

3
 Summary

Set Payment Date * Indicates Mandatory Fields

Transaction Date (dd/MM/yyyy)* 

Payment From Account

Pay From Account* ▼

Payment To

Personal Payees* ▼

Amount*

1. Exchange Rates in Arabic
2. Exchange Rates in English

Other Details

Remarks

User Input:

- **Pay From Account:** select the debit Account. Balance will be displayed on selecting account number from dropdown.
- **Payment To “Beneficiary Card”:** List of registered beneficiaries for **ACH Cards** will be displayed.
- **Amount:** enter the transaction Amount.
- **Continue:** to complete the transaction.

Initiate payments

User Input:



Payment Details



Preview and Confirm



Summary

Confirm the details before submission

General Transaction Details

Transaction Type: ACH Credit Card Payment	Pay From Account:
Counterparty Type: Personal Payees	Beneficiary NickName
Amount: EGP 100.00	
Payment Date 12/04/2020 (dd/MM/yyyy):	
Beneficiary Amount: EGP 100.00	
Remarks:	Network: ACH

Amount & Frequency Details

Total Amount: EGP 100.00
Transaction Currency: EGP

note

To edit any field in the fund Transfer main screen

BACK TO EDIT

Enter your credentials to confirm the transaction

Confirmation Details:

Secure Token*

BACK

SUBMIT

Initiate payments

ACH Payments “recurring”

Set Payment Date & Frequency

* Indicates Mandatory Fields

Frequency Type* Recurring ▼

Frequency Daily ▼

Recurring Date (dd/MM/yyyy)* 23/03/2020 

Number of Installments _____

End Date (dd/MM/yyyy) _____ 

Payment From Account

Pay From Account* Select ▼

Payment To

Personal Payees* Select ▼

Amount* EGP _____

[CHECK COUNTER RATE](#)

1. Exchange Rates in Arabic
2. Exchange Rates in English

Other Details

Transaction Purpose* Select ▼

Commission/Charge Indicator* Select ▼

Initiate payments

Swift Payments “One Time”

1

Payment Details

2

Preview and Confirm


3

Summary

Set Payment Date & Frequency

* Indicates Mandatory Fields

Frequency Type* **One Time** ▼

Transaction Date (dd/MM/yyyy)* **23/03/2020** 

Payment From Account

Pay From Account* **Select** ▼

Payment To

Personal Payees* **Select** ▼

Amount* **Select** ▼

[CHECK COUNTER RATE](#)

- 1. Exchange Rates in Arabic
- 2. Exchange Rates in English

Intermediary Bank Details

Intermediary Bank Search

[LOOKUP](#)

Intermediary Bank Name

Bank Clearing Code

Other Details

Transaction Purpose* **Select** ▼

Commission/Charge Indicator* **Select** ▼

RESET

SAVE

CONTINUE

Initiate payments

User Input:

- **Frequency Type:** Select the type of Frequency “one Time”
- **Transaction Date:** Enter the value date of the transaction. Default value is current date “future dated transaction up to 7 days only”.
- **Pay From Account:** select the debit Account. Balance will be displayed on selecting account number from dropdown.
- **Payment To “Beneficiary accounts”:** List of registered beneficiaries for **Swift** accounts will be displayed.
- **Amount & currency :** enter the transaction Amount and currency.
- **Counter Rate:** Exchange rate will be displayed for the selected transaction currency. Rate will be fetched online and displayed on clicking ‘Counter Rate’ button.
- **Intermediary Bank Details:** User can select intermediary bank details from the lookup.
- **Bank name:** Bank Name will be displayed based on the swift code selection
- **Transaction Purpose:** the user chooses the purpose of the transfer from the list.
- **Commission – Charge indicator:** The user decides who will bear the commission “Our, Beneficiary commission or Shared”
- **Remarks:** enter some Notes for the transaction done.
- **Reset:** Data entered gets lost and user needs to be fulfilled again.
- **Save:** The User can save an initiated transaction. The saved transactions will be visible in ‘View Incomplete Transactions’
- **Continue:** to complete the transaction.

Initiate payments

Confirm the details before submission

General Transaction Details

Transaction Type: Swift Payment	Pay From Account:
Counterparty Type: Personal Payees	Beneficiary NickName
Amount: USD 100.00	Frequency Type: One Time
Payment Date 23/03/2020 (dd/MM/yyyy):	
Transaction Remarks :	
Beneficiary Amount: EGP 1,746.00	Transaction Purpose: Bill
Commission/Charge Shared Indicator:	

Intermediary Bank Details

Intermediary Bank Name

Bank Clearing Code

Amount & Frequency Details

Total Amount: USD 100.00

Transaction Currency: USD

note

To edit any field in the fund Transfer main screen

BACK TO EDIT

Additional Details

Remarks if any to be added by User


Enter your credentials to confirm the transaction

Confirmation Details

Secure Token* Enter The OTP number

SUBMIT

Initiate payments

 The transaction with reference ID is submitted successfully and is pending for bank approval. Ref. ID:



Payment Details



Preview and Confirm



Summary

Payment Details

General Transaction Details

Reference ID:

Transaction Type: **Swift Payment**

Pay From Account:

Counterparty Type: **Personal Payees**

Beneficiary NickName **INTER**

Amount: **USD 100.00**

Frequency Type: **One Time**

Payment Date **23/03/2020**
(dd/MM/yyyy):

Transaction Remarks :

Transaction Status: **Waiting For RM Approval**

Transaction Purpose: **Bill**

Commission/Charge **Shared**
Indicator:

Beneficiary Amount: **EGP 1,746.00**

Intermediary Bank Details

Intermediary Bank Name

Bank Clearing Code

Amount & Frequency Details

Total Amount: **USD 100.00**

Transaction Currency: **USD**

Next Authorizer: **General**

Download:



SEND MAIL



Initiate payments

Swift Payments “recurring”

Set Payment Date & Frequency

* Indicates Mandatory Fields

Frequency Type* Recurring

Frequency Daily

Recurring Date (dd/MM/yyyy)* 23/03/2020

Number of Installments

End Date (dd/MM/yyyy)

Payment From Account

Pay From Account* Select

Payment To

Personal Payees* Select

Amount* Select

[CHECK COUNTER RATE](#)

1. Exchange Rates in Arabic
2. Exchange Rates in English

Intermediary Bank Details

Intermediary Bank Search

[LOOKUP](#)

Intermediary Bank Name

Bank Clearing Code

Other Details

Transaction Purpose* Select

Commission/Charge Indicator* Select

RESET

SAVE

CONTINUE

Initiate payments

User input “Recurring”:

- **Frequency Type:** Select the type of Frequency “recurring”
 - Daily - Weekly - Bi-Weekly - Monthly - Quarterly
 - Half Yearly - Yearly - Every N Days (Field will be provided to enter days)
- **Transaction Date:** Enter the value date of the transaction. Default value is current date “future dated transaction up to 7 days only”.
- **Recurring Date:** the recurring date.
- **Number of Installments:** the number of installments
- **End Date:** the last date of the transaction.
- **Pay From Account:** select the debit Account. Balance will be displayed on selecting account number from dropdown.
- **Payment To “Beneficiary accounts”:** List of registered beneficiaries for **Swift** accounts will be displayed.
- **Amount:** enter the transaction Amount.
- **Counter Rate:** Exchange rate will be displayed for the selected transaction currency. Rate will be fetched online and displayed on clicking ‘Counter Rate’ button.
- **Intermediary Bank Details:** User can select intermediary bank details from the lookup.
- **Bank name:** Bank Name will be displayed based on the swift code selection
- **Transaction Purpose:** the user chooses the purpose of the transfer from the list.
- **Commission – Charge indicator:** The user decides who will bear the commission “Our, Beneficiary commission or Shared”
- **Remarks:** enter some remarks for the transaction done.
- **Reset:** Data entered gets lost and user needs to be fulfilled again
- **Save:** The User can save an initiated transaction. The saved transactions will be visible in ‘**View Incomplete Transactions**’
- **Continue:** to complete the transaction.

Initiate payments

Confirm the details before submission

General Transaction Details

Transaction Type: Swift Payment

Pay From Account:

Counterparty Type: Personal Payees

Beneficiary NickName

Amount: GBP 1,000.00

Frequency Type: Recurring

Transaction Remarks :

Beneficiary Amount: GBP 1,000.00

Transaction Purpose: Bill

Commission/Charge Shared
Indicator:

Intermediary Bank Details

Intermediary Bank Name

Bank Clearing Code

Amount & Frequency Details

Frequency: Daily

Number of Installments: 2

Recurring Date 23/03/2020
(dd/MM/yyyy):

End Date (dd/MM/yyyy):

Total Amount: GBP 1,000.00

Transaction Currency: GBP

note

To edit any field in the fund Transfer main screen

BACK TO EDIT

Additional Details

if any to be added by User

Remarks _____


Enter your credentials to confirm the transaction

Confirmation Details

Secure Token* Enter The OTP number _____

SUBMIT

Initiate payments

 The transaction with reference ID is submitted successfully and is pending for processing. Ref. ID:



Payment Details



Preview and Confirm



Summary

Payment Details

General Transaction Details

Reference ID:

Pay From Account:

Beneficiary NickName

Amount: EGP 100.00

Transaction Remarks :

Transaction Status: Failure

Transaction Purpose: Central Bank Payment

Commission/Charge Indicator: Beneficiary Commission

Beneficiary Amount: EGP 100.00

Transaction Type: ACH Payment

Counterparty Type: Personal Payees

Frequency Type: Recurring

Book Date:

NLS Account Entity Ref Number:

Frequency: Daily

Number of Installments: 5

End Date (dd/MM/yyyy):

Transaction Currency: EGP

Recurring Date (dd/MM/yyyy): 23/03/2020

Total Amount: EGP 100.00

Download:



SEND MAIL



Initiate payments

BM Card Payment

1

Payment Details

2

Preview and Confirm

3

Summary

Set Payment Date

* Indicates Mandatory Fields

Transaction Date (dd/MM/yyyy)* 12/04/2020



Payment From Account

Pay From Account*

Payment To

Personal Payees*

Amount*

- 1. Exchange Rates in Arabic
- 2. Exchange Rates in English

Other Details

Remarks

RESET

SAVE

CONTINUE

User Input:

- **Pay From Account:** select the debit Account. Balance will be displayed on selecting account number from dropdown.
- **Payment To “Beneficiary Card”:** List of registered beneficiaries for **BM Cards** will be displayed.
- **Amount:** enter the transaction Amount.
- **Continue:** to complete the transaction.

Initiate payments



Payment Details

2

Preview and Confirm

3

Summary

Confirm the details before submission

General Transaction Details

Transaction Type: Third Party Credit Card Payment

Pay From Account :

Counterparty Type: Personal Payees

Beneficiary NickName :

Amount: EGP 100.00

Payment Date 13/04/2020
(dd/MM/yyyy):

Beneficiary Amount: EGP 100.00

Remarks:

Network: Within Bank

Amount & Frequency Details

Total Amount: EGP 100.00

Transaction Currency: EGP

note

To edit any field in the fund Transfer main screen

BACK TO EDIT

Enter your credentials to confirm the transaction

Confirmation Details

Secure Token* Enter The OTP number

BACK

SUBMIT



Internet banking for business
user guide